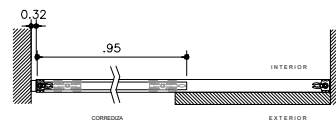
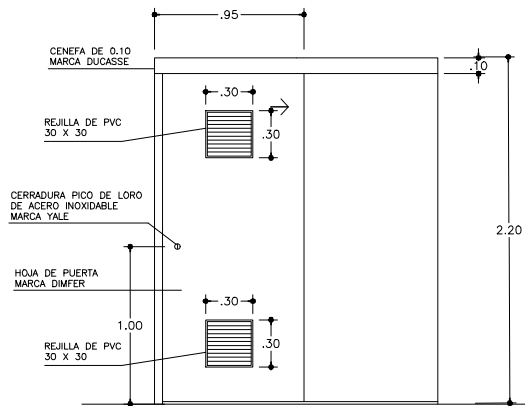


# PUERTA CORREDIZA PARA VANO DE 0.90 X 2.10

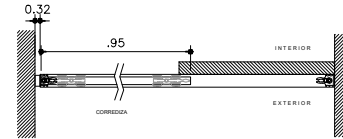


## VISTA EXTERIOR

## PLANTA

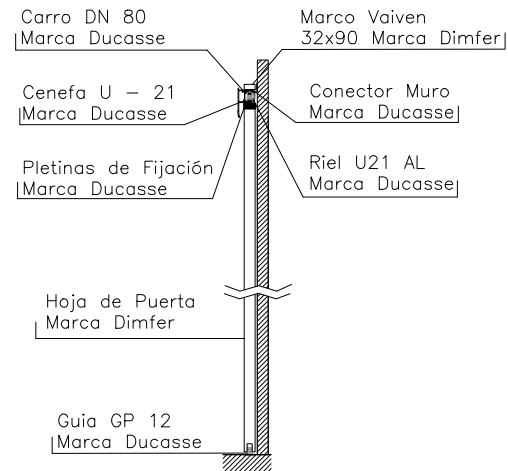


Caso A - Puerta por Adentro



Caso B - Puerta por Afuera

## CORTE



| CÓDIGO     | ANCHO VANO | ALTO VANO |
|------------|------------|-----------|
| <b>P-2</b> | 0.90       | 2.10      |
|            | ANCHO HOJA | ALTO HOJA |
|            | 0.95       | 2.20      |